



# PRODUCTION GUIDE

updated 8.20.21



**Donald L. Tucker Civic Center**  
FLORIDA STATE UNIVERSITY



**SPECTRA**

# Venue Information

- ▶ Address

505 West Pensacola Street  
Tallahassee, FL 32301

- ▶ Phone Number

850-644-SHOW

- ▶ Website

[www.tuckerciviccenter.com](http://www.tuckerciviccenter.com)



# Facility Contacts

- ▶ Ron Rideout - General Manager
  - ▶ [Ron.Rideout@spectrarp.com](mailto:Ron.Rideout@spectrarp.com)
- ▶ Roger Englert - Assistant General Manager
  - ▶ [Roger.Englert@spectrarp.com](mailto:Roger.Englert@spectrarp.com)
- ▶ CJ Bahr- Director of Operations
  - ▶ [Christopher.Bahr@spectrarp.com](mailto:Christopher.Bahr@spectrarp.com)
- ▶ David Lewis - Director of Events
  - ▶ [David.Lewis@spectrarp.com](mailto:David.Lewis@spectrarp.com)
- ▶ Sarah Kraynik - Director of Marketing
  - ▶ [Sarah.Kraynik@spectrarp.com](mailto:Sarah.Kraynik@spectrarp.com)
- ▶ Matthew Risse- Director of Catering
  - ▶ [Matthew.Risse@spectrarp.com](mailto:Matthew.Risse@spectrarp.com)
- ▶ Brandon Shaffer - Box Office Director
  - ▶ [Brandon.Shaffer@spectrarp.com](mailto:Brandon.Shaffer@spectrarp.com)

# About Spectra

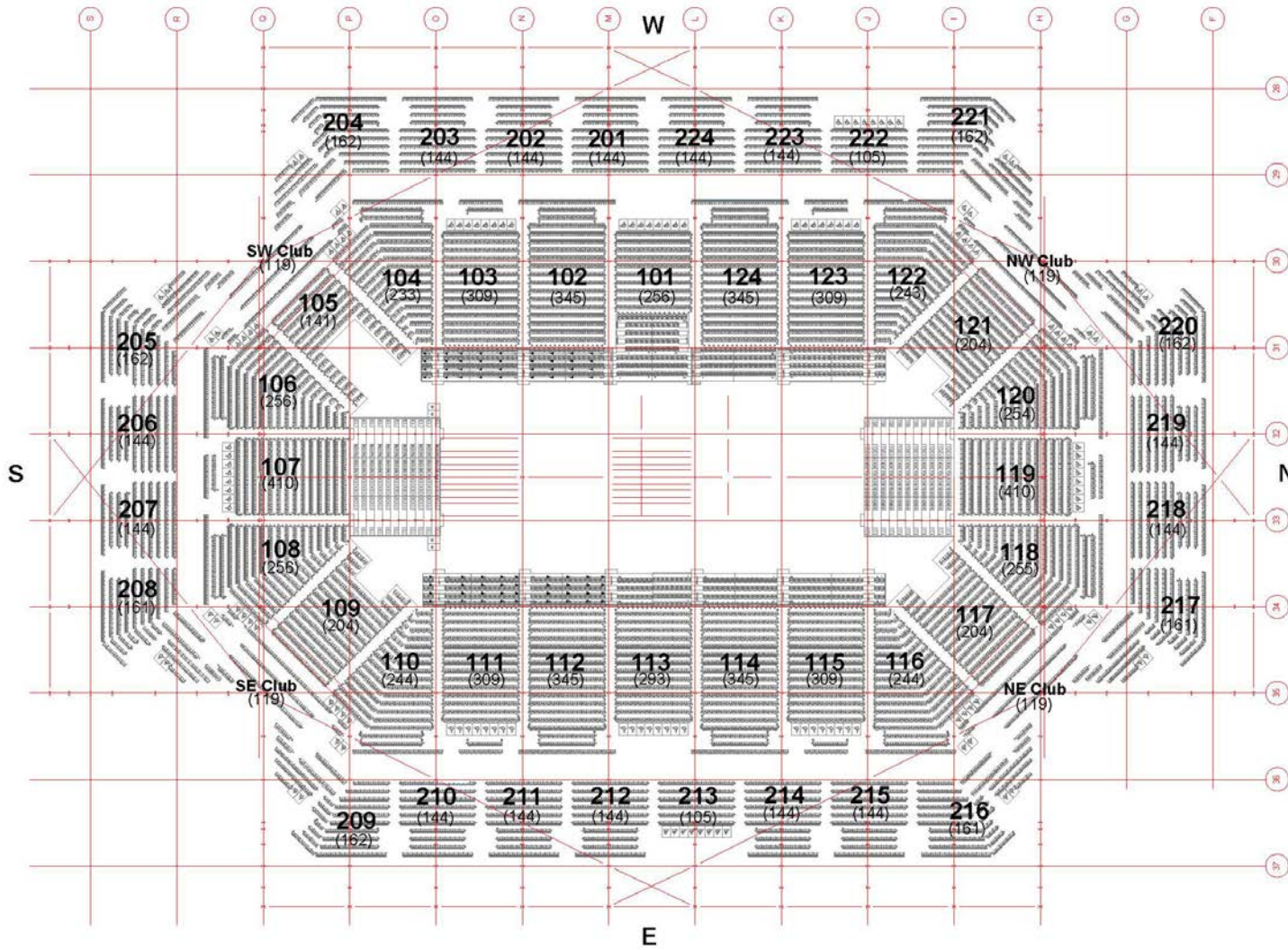
- ▶ We are Spectra, the experts in hosting and entertainment, providing our clients with solutions and services that amplify the customer experience. We pride ourselves on our superior service and client-focused approach, as we bring innovative solutions to events across a range of sports facilities, convention centers, performing arts centers, state fairs, and much more.
- ▶ Spectra is comprised of three divisions: Spectra Venue Management, Spectra Food Services & Hospitality, and Spectra Partnerships.
- ▶ Spectra manages venues throughout the world including Wells Fargo Center in Philadelphia, PA; Budweiser Gardens in London, Ontario, Canada; and Chaifetz Arena at St. Louis University in St. Louis, MO.

# Arena Information

- ▶ Floor Size
  - ▶ Wall to wall - 90' x 120'
- ▶ Rigging
  - ▶ East/West beams on 30' centers run the width of the arena
  - ▶ One center North/South beam runs the length of the arena
    - ▶ Cannot be used for any rigging
  - ▶ All rigging steel is 87' above the arena floor
  - ▶ Each beam can hold a maximum weight of 20,000lbs, with a per point maximum of 5,000lbs.
- ▶ Obstructions
  - ▶ (1) 30' x 25' center scoreboard



# Rigging Plot



\*Center beam running North/South cannot be used for rigging

# House Set Ups

- ▶ We are able to set the arena into many different configurations to meet specific event needs and specifications. There is retractable seating around the entire 100 level that can be used in various ways to accommodate production needs and maximize seating.
- ▶ Generic Seating Configurations
  - ▶ End Stage
    - ▶ Reserved seating with retracts out
    - ▶ Reserved seating with north retract pushed in
    - ▶ General admission floor with retracts out
    - ▶ General admission floor with retracts pushed in
  - ▶ Three Quarter House
    - ▶ Reserved seating with retracts out
    - ▶ Reserved seating with north retract pushed in
  - ▶ Quarter House
    - ▶ Reserved seating with retracts pushed in

# End Stage - Reserved Seating with Retracts Out



Arena Capacity  
 Floor - 1,042  
 100 Level - 4,361  
 Clubs - 238  
 200 Level - 2,008  
 Total - 7,649

Donald L. Tucker Civic Center  
 Tallahassee, FL  
 Event Date: TBD  
 Created Date: October 24th 2018



# End Stage - Reserved Seating with North Retract In



Arena Capacity  
 Floor - 1,154  
 100 Level - 4,141  
 Clubs - 238  
 200 Level - 2,008  
 Total - 7,541

Donald L. Tucker Civic Center  
 Tallahassee, FL  
 Event Date: TBD  
 Created Date: April 4th 2018

# End Stage - General Admission Floor with Retracts Out



Arena Capacity  
 Floor - 1,160  
 100 Level - 4,361  
 Clubs - 238  
 200 Level - 2,008  
 Total - 7,767

Donald L. Tucker Civic Center  
 Tallahassee, FL  
 Event Date: TBD  
 Created Date: October 24th 2018

# End Stage - General Admission Floor with Retracts In



Arena Capacity  
 Floor - 1,932  
 100 Level - 3,609  
 Clubs - 238  
 200 Level - 2,008  
 Total - 7,787

Donald L. Tucker Civic Center  
 Tallahassee, FL  
 Event Date: TBD  
 Created Date: October 24th 2018

# Three Quarter House - Reserved Seating with Retracts Out



Arena Capacity  
 Floor - 738  
 100 Level - 3,956  
 Clubs - 238  
 200 Level - 2,008  
 Total - 6,940

Donald L. Tucker Civic Center  
 Tallahassee, FL  
 Event Date: TBD  
 Created Date: November 26th 2018



# Three Quarter House - Reserved Seating with North Retract In



Arena Capacity  
 Floor - 850  
 100 Level - 3,736  
 Clubs - 238  
 200 Level - 2,008  
 Total - 6,832

Donald L. Tucker Civic Center  
 Tallahassee, FL  
 Event Date: TBD  
 Created Date: April 4th 2018

# Quarter House - Reserved Seating with North Retract In



Arena Capacity  
 Floor - 290  
 100 Level - 1,826  
 Clubs - 238  
 200 Level - 1,183  
 Production Holds - 250  
 Total - 3,787

Donald L. Tucker Civic Center  
 Tallahassee, FL  
 Event Date: TBD  
 Created Date: April 3, 2018

# Event Production

## ▶ Spotlights

- ▶ (2) 2.5K Xenon Gladiator IIs located in the North arena catwalk
- ▶ (4) 2K Super Troupers located two each on the East and West catwalks and one located on the South catwalk
- ▶ (2) Lycian 400 Superarcs for portable usage and use from the concourse level of the arena

## ▶ Forklift

- ▶ (1) Doosan GC25E-5LP with a 5,000lb load capacity
  - ▶ 14' lift & (1) Set of 5' fork extensions

## ▶ Genie Lift

- ▶ Battery powered Genie Industrial Work Platform with a 30' maximum height

# Event Production

## ▶ Staging

- ▶ (100) 4' x 8' sections of SICO stage
  - ▶ Height adjustable from 4' to 6' in 6" increments
- ▶ (6) 4' x 8' sound wings
  - ▶ Height adjustable from 4' to 6' in 6" increments
- ▶ (30) 4' x 8' x 16" risers
- ▶ (6) 4' x 8' x 8" risers

## ▶ Barricade

- ▶ (20) sections free-standing StageRight blow thru barricade
- ▶ (40) 8' sections of bicycle rack barricade



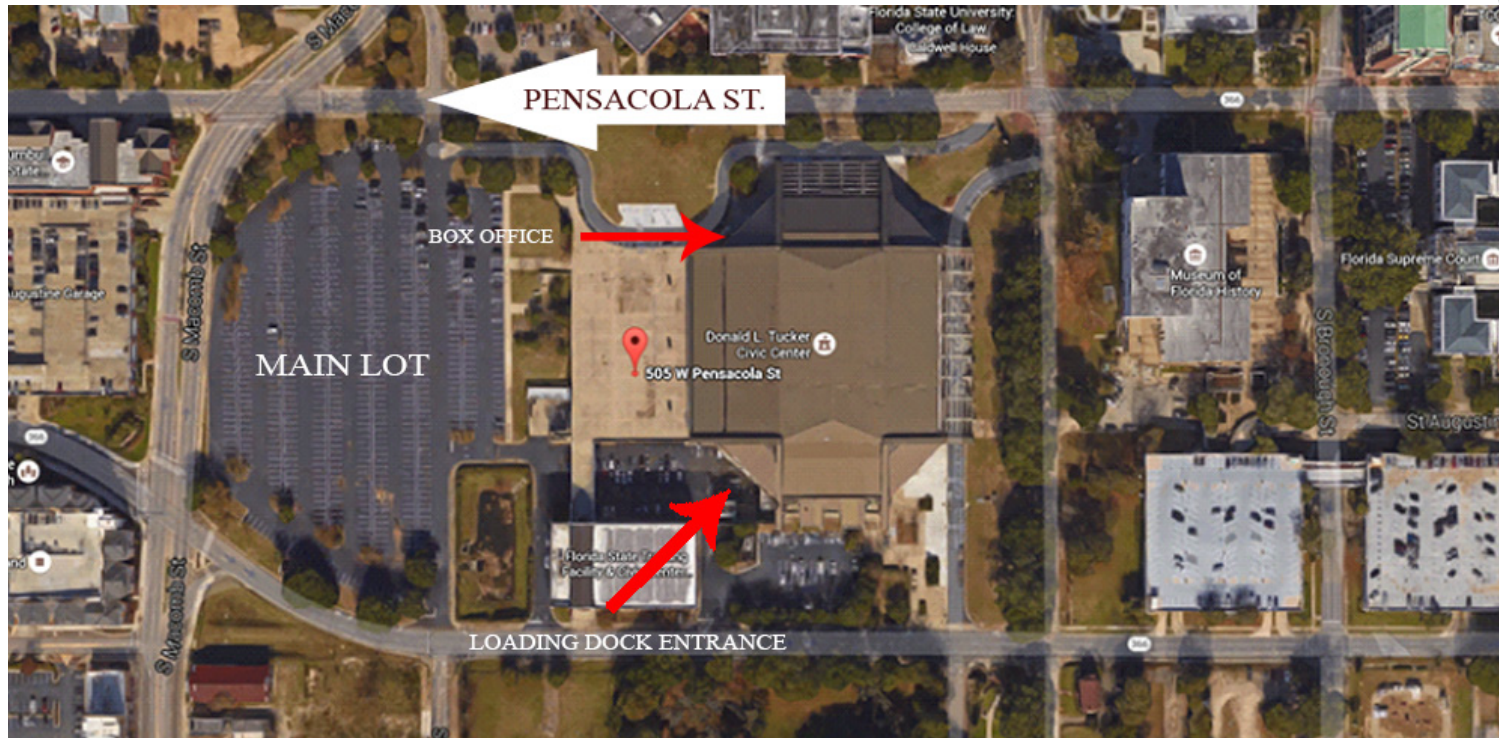
# Event Production

- ▶ Show power - Southwest arena wall
  - ▶ (1) 600amp, 208 volt, 5 wire service
  - ▶ (2) 200amp, 208 volt, 5 wire service
  - ▶ (1) 400amp, 208 volt, 5 wire service
- ▶ Additional power - access hall at Northwest end of arena
  - ▶ (1) 200amp, 208 volt, 5 wire service
- ▶ We do not have any shore power
- ▶ House rigging equipment
  - ▶ 150' 14" triangle truss
  - ▶ 150' 12" TomCat ladder truss
  - ▶ 150' 18" Rhon tower triangle truss
  - ▶ (9) 1 ton CM motors
  - ▶ (6) Block and fall systems
    - ▶ Varying lengths

# Event Production

- ▶ Arena sound & video equipment
  - ▶ The arena is equipped with a state of the art sound system, which is fully programmable for all available seating configurations
  - ▶ It has a center-hung Panasonic video cluster
  - ▶ Any use of either systems must be advanced prior to arrival
- ▶ House Communication System
  - ▶ Clear-Com is hardwired to all spotlight positions, house light and house sound control
  - ▶ Patch panels available in the southeast, southwest and center-west arena vomitories
  - ▶ Belt packs and headsets available for up to (10) positions
    - ▶ (5) Wired
    - ▶ (5) Wireless

# Parking & Loading Entrance



# Loading Area

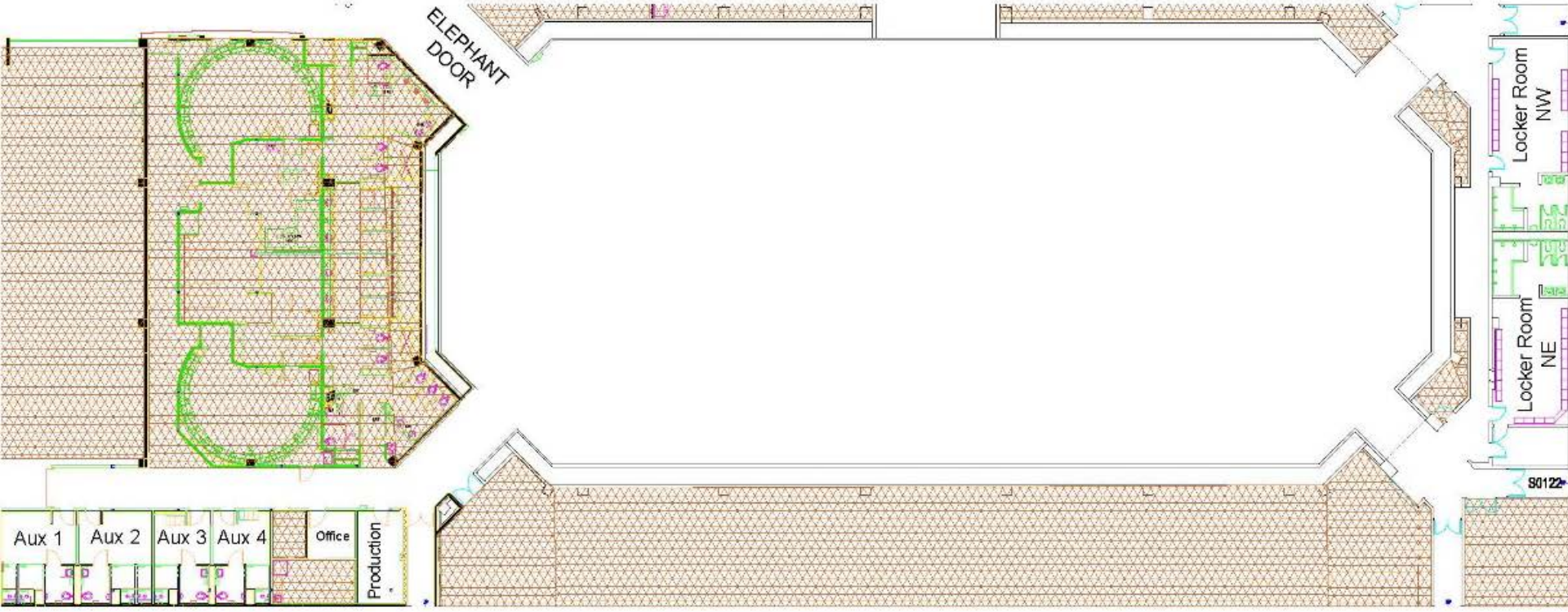
- ▶ 15' x 16' roll-up door in the Southwest corner of the arena.
- ▶ Any equipment requiring a loading height greater than 14' must be advanced in order to adjust the interior curtain clearance.
- ▶ Loading for additional trucks is possible through three (2) 13' 6" H x 10' W doors in a backstage area located 40' South of the main load-in door.
  - ▶ Direct passage to the arena from this location is restricted by a width of 6' 10".
- ▶ Due to ice floor piping and grate, semi-trucks are not allowed on the arena floor at any time.



# Dressing Rooms

- ▶ (1) Production office
- ▶ (4) Performer dressing rooms (Aux 1 - 4)
  - ▶ Private restroom and shower in each room
  - ▶ Each set of rooms has an air wall that can be opened to become one larger room
- ▶ (1) Office/green room
- ▶ (2) Locker rooms
- ▶ Other meeting rooms and team rooms may be available for rental, as needed, for additional office or reception space.

# Available Spaces Layout



# Walk-Through Metal Detectors

- ▶ We utilize (20) Garrett PD 6500i walk-through metal detectors
- ▶ They are placed at patron entrances for ticketed events and for all events that would normally do bag checks
- ▶ All metal detectors are ADA-compliant



# Merchandising & Catering

## ▶ Merchandising

- ▶ Contact: Show Event Manager
- ▶ The standard house split is 70/30 & 90/10
- ▶ Total state and local sales tax is 7.5%
- ▶ OUIVend handles sellers
  - ▶ Contact: Tom Chmielewski
    - ▶ [tom@ouivend.com](mailto:tom@ouivend.com)

## ▶ Catering

- ▶ Contact: Show Event Manager
- ▶ All catering is handled in-house exclusively through Spectra catering